



WHY INVEST IN ELECTRIC ROYALTIES?

 Increasing electric vehicle and battery production is set to **drastically increase demand growth across electric metals over the next decade.**

 We target **long-term recurring and diversified royalty cash flows** with no ongoing holding costs.

 Royalty companies have been shown to **outperform investing directly in operating mining companies and the underlying commodities** associated with them.

 **Experienced management team and board** to drive the company forward, including royalty executives, geologists, engineers and mining financiers.

ROYALTY COMPANY ADVANTAGES

COMPETITIVE ADVANTAGES

LEVERAGE TO COMMODITY PRICES 

EXPLORATION UPSIDE 

PRODUCTION RATE UPSIDE 

NO CAPITAL EXPENSE OVERRUNS 

NO SUSTAINING COSTS 

NO EXPLORATION COSTS 

FIXED CASH COSTS FOREVER 

AVERAGE REVENUE PER EMPLOYEE

\$300K

VALUATION MULTIPLE FCF

6x

ROYALTY COMPANY

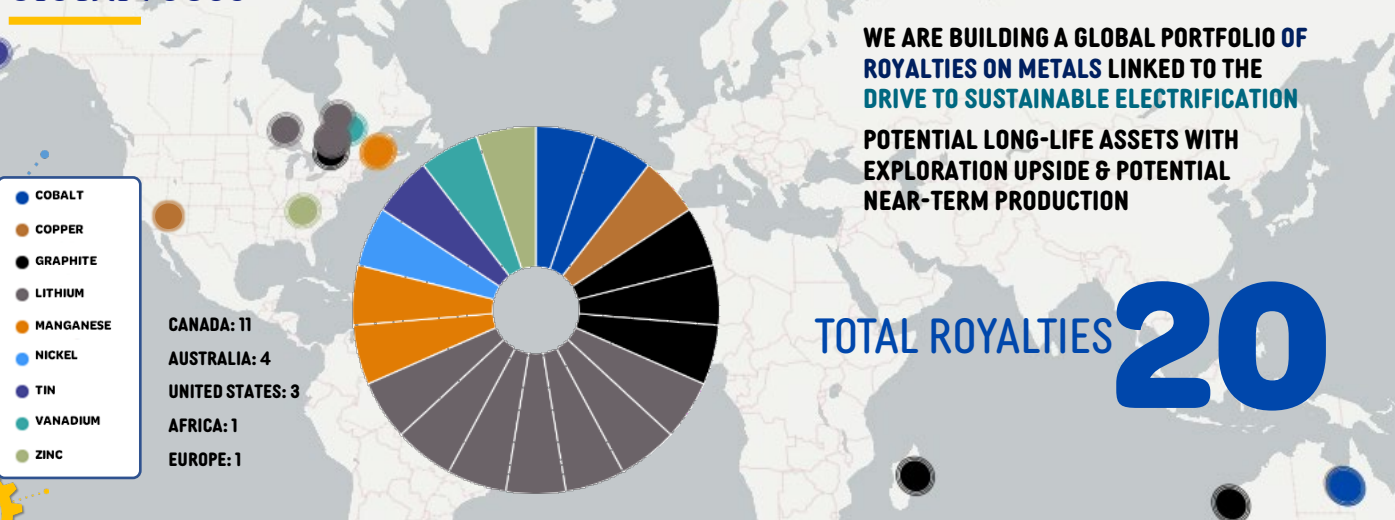


**\$20
MILLION**

21.6x¹

1. Scotiabank: Monthly Streaming and Royalty Recap (May 2021)

GLOBAL FOCUS



ESTIMATED ANNUAL ROYALTY CASH FLOW

$$\begin{aligned}
 & \text{ROYALTY RATE} \times \text{ANNUAL PRODUCTION} \times \text{METAL PRICE} = \text{GROSS REVENUE ROYALTY ("GRR")} \\
 & \text{GRR} - \text{TRANSPORT, REFINING \&/OR SMELTER COSTS ETC.} = \text{NET SMELTER ROYALTY ("NSR")}
 \end{aligned}$$

#	PROJECT	MINERAL	ROYALTY ^{1, 2, 3}	LOCATION	OPERATOR	MKT CAP C\$ ⁴
1	MIDDLE TENNESSEE ZINC MINE	Zinc	Sliding Scale GMR above US\$0.90/lb Zn	United States	Nyrstar / Trafigura	Private
2	GRAPHMADA	Graphite	2.5% NSR	Madagascar	Greenwing Resources	31M
3	AUTHIER	Lithium	0.5% GMR	Canada	Sayona Mining	2B
4	BISSETT CREEK	Graphite	1% GRR	Canada	Northern Graphite	76M
5	ZONIA	Copper	0.5% GRR & option to add 0.5% GRR	United States	World Copper	32M
6	BATTERY HILL	Manganese	2% GMR	Canada	Manganese X Energy Corp	32M
7	MONT SORCIER	Vanadium	1% GMR	Canada	Voyager Metals	12M
8	SEYMOUR LAKE	Lithium	1.5% NSR	Canada	Green Technology Metals	165M
9	MILLENNIUM COPPER COBALT	Copper	0.5% GRR, & option to add 1.5% NSR	Australia	Metal Bank Limited	9M
10	CANCET	Lithium	1% NSR	Canada	Winsome Resources	34M
11	RANA NICKEL PROJECT	Nickel	1% NSR	Norway	Metals One Plc / Global Energy Metals Corp	Private
12	CHUBB	Lithium	2% GMR	Canada	Newfoundland Discovery Corp	4M
13	BOUVIER	Lithium	2% GMR	Canada	Newfoundland Discovery Corp	4M
14	SAYONA EAST	Lithium	2% GMR	Canada	Sayona Mining	2B
15	GLASSVILLE	Manganese	1% GRR	Canada	Globex Mining	46M
16	SLEITAT PROJECT	Tin-Silver	1% NSR	United States	Cornish Metals	186M
17	YALBRA	Graphite	0.75% GRR	Australia	Buxton Resources	15M
18	MT. DOROTHY	Cobalt	0.5% GRR	Australia	Global Energy Metals Corp	3M
19	COBALT RIDGE	Cobalt	0.5% GRR	Australia	Global Energy Metals Corp	3M
20	SAYONA WEST	Lithium	0.5% GMR	Canada	Sayona Mining	2B

1: GRR: Gross Revenue Royalty 2: GMR: Gross Metal Royalty 3: NSR: Net Smelter Royalty
 4: As of September 5, 2022. September 5, 2022 exchange rates used for EUR and AUD market cap conversions to CAD (<https://ca.finance.yahoo.com/>).

TEAM SNAPSHOT

BRENDAN YURIK (B.COMM), CEO & DIRECTOR

Founder and CEO of Evenor Investments Ltd, a financial advisory group to junior mining companies for alternative financing, debt, equity and M&A with experience in over \$2 billion in mining financing transactions throughout his career. Prior global experience as a research analyst as well as in business development and mining financial advisory roles with Endeavour Financial, Cambrian Mining Finance Ltd, Northern Vertex Mining Corp. and King & Bay West Management Corp.

MARCHAND SNYMAN (CA (SA), CA (AUS & NZ)), CHAIRMAN

Co-founder and Chairman of RE Royalties Ltd, a renewable energy royalty company, involved in the acquisition of over 100 royalties to date. Over 25 years' senior executive experience in corporate finance and mining with a global merger, financing, acquisition and divestiture track record of more than 50 transactions.

DAVID GAUNT (P.GEO), CHIEF GEOSCIENTIST (CONSULTANT)

David is an economic geologist specializing in project assessment and resource estimation. His experience spans projects worldwide and includes roles with senior mining companies and junior exploration companies. He is a co-recipient of the PDAC's Thayer Lindsley International Discovery Award.

The information contained in this document has been prepared by Electric Royalties Ltd. (the "Company"). The information contained in this document (a) is provided as at the date hereof and is subject to change without notice, (b) does not purport to contain all the information that may be necessary or desirable to fully and accurately evaluate an investment in the Company, including important disclosures relating to the terms of an investment and risk factors associated with an investment in the Company and (c) is not to be considered as a recommendation by the Company that any person make an investment in the Company. The information contained in this document is provided for informational purposes only and does not constitute an offer to sell, or the solicitation of an offer to buy securities. Sale of securities, if any, will be restricted to those persons to whom the securities may be sold pursuant to exemptions from prospectus requirements under Canadian securities laws. Under no circumstances is the information contained in this document to be construed as a public offering of the securities described herein or be considered as advice in respect of making an investment in securities. This document contains forward-looking information within the meaning of applicable Canadian securities legislation. The forward-looking information contained in this document is not historical information but reflects the current expectations regarding future results or events. Forward-looking statements include but are not limited to, statements regarding sales growth, anticipated timelines for certain events to occur and any other statements which are not historical facts. When used in this document, the words such as "aim", "anticipate", "could", "estimate", "expect", "intend", "may", "potential", "should" and similar expressions are forward-looking statements. The forward-looking information is subject to a number of risks, uncertainties and other factors that could influence actual results or events and cause them to differ materially from these forward-looking statements and current expectations, including changing consumer preferences, management's ability to attract and retain qualified staff and management's ability to effectively carry out its strategy. Although we have attempted to identify important factors that could cause actual results to differ materially from those contained in forward-looking information, there may be other factors that cause results not to be as anticipated, estimated or intended. The forward-looking information contained in this document constitutes our current estimate, as of the date of this document, with respect to the matters covered hereby. No party should assume that any forward-looking information contained in this document represents our estimate as of any date other than the date of this document and are cautioned not to place undue reliance on such information due to the inherent uncertainty therein. We do not undertake to update any forward-looking information. For the reasons set forth above, undue reliance should not be placed on forward-looking information.

SHARE INFORMATION

TSXV: ELEC / OTCQB: ELEC

SHARES OUTSTANDING ¹	93,601,509
MARKET CAPITALIZATION ²	C\$24.3M
OPTIONS ¹	7,197,500
WARRANTS ¹	22,805,000
FULLY DILUTED ¹	123,604,009
CASH & CASH EQUIVALENTS ¹	C\$1.5M
DEBT ¹	C\$0

1. As at September 6, 2022
 2. As at September 28, 2022

CONTACT

BRENDAN YURIK, CEO +1.604.364.3540
INFO@ELECTRICROYALTIES.COM